



INTERMEDIATE TAX FREE FUND

BARRON'S

Best Fund Families 2025

#1
OVERALL FUND FAMILY

TAX-EXEMPT BOND CATEGORY

#5 FOR 2024
Barron's Best Fund Families Rankings

INVESTMENT OBJECTIVE

The investment objective of the Fund is to seek the maximum amount of interest income exempt from federal income tax as is consistent with reasonable risk.

PORTFOLIO CHARACTERISTICS

Average Effective Maturity: 11.8 Years
Average Effective Duration: 6.4 Years

FUND SYMBOLS/CUSIPS

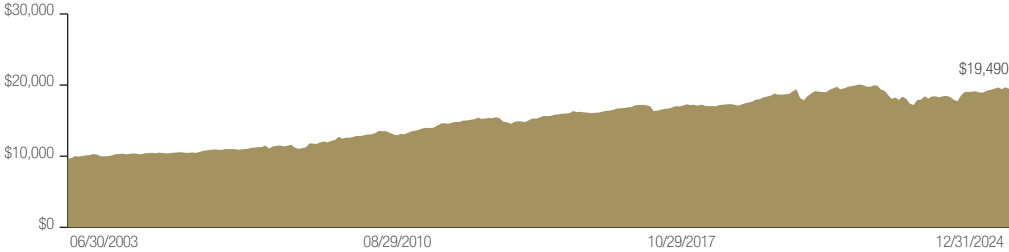
Class A:	LISAX	543912604
Class C:	LISCX	543912802
Class F:	LISFX	543912794
Class F3:	LOISX	543902498
Class I:	LAIIX	543902647

Not all share classes are available to all investors. Please see prospectus for more information.

AVERAGE ANNUAL TOTAL RETURNS (%) AS OF 09/30/2025

CLASS A SHARES	YTD	1 YEAR	3 YEARS	5 YEARS	10 YEARS	EXPENSE RATIO ¹
Net Asset Value (without sales charge)	3.01	2.04	4.95	1.08	2.12	0.71%
Maximum Offering Price (with 2.25% sales charge)	0.64	-0.27	4.17	0.62	1.89	

GROWTH OF \$10,000



Based on a hypothetical Class A Share investment of \$10,000 on 06/30/2003, at net asset value and includes the reinvestment of all distributions. Data as of 12/31/2024.

CALENDAR YEAR TOTAL RETURNS AT NAV (%)

	2015	2016	2017	2018	2019	2020	2021	2022	2023	2024
NAV	2.86	-0.64	5.08	1.13	7.61	4.15	2.08	-10.11	6.15	2.39

Reflects the percent change in net asset value (NAV) of Class A shares and includes the reinvestment of all distributions. Performance is shown for each calendar year. Performance of Class A shares with sales charge reflects the reinvestment of all distributions and includes initial maximum sales charge. Certain purchases of Class A shares without a sales charge are subject to a contingent deferred sales charge (CDSC). The CDSC is not reflected in the performance shown. Returns for less than one year are not annualized. Instances of high double-digit returns were achieved primarily during favorable market conditions and may not be sustainable over time.

Performance data quoted reflect past performance and are no guarantee of future results. Current performance may be higher or lower than the performance quoted. The investment return and principal value of an investment in the Fund will fluctuate so that shares, on any given day or when redeemed, may be worth more or less than their original cost. You can obtain performance data current to the most recent month-end by calling Lord Abbett at 888-522-2388 or referring to lordabbett.com.

Barron's Top Fund Families of 2024, February 27, 2025, Lord Abbett Funds ranked 1 out of 48, 6 out of 46, 23 out of 46 mutual fund families within the overall category for the 1-, 5- and 10-year periods ending 12/31/2024, respectively.

The Intermediate Tax Free Fund A share rankings within the Lipper Intermediate Municipal Debt Funds Average as of 09/30/2025 for the one-year time period was 57% (111/197); five-year, 53% (87/166); and 10-year, 43% (53/125). Source: Lipper Analytical Services. Lipper Funds Average ranking reflect all share classes within the category and are based on total return and do not reflect the effect of sales charges.

¹Reflects expenses for the Fund's fiscal year end and is subject to change. Fund expenses may fluctuate with market volatility. A substantial reduction in Fund assets (since its most recently completed fiscal year), whether caused by market conditions or significant redemptions or both, will likely cause total operating expenses (as a percentage of Fund assets) to become higher than those shown.

A Note about Risk: The value of an investment in the Fund will change as interest rates fluctuate in response to market movements. When interest rates rise, the prices of debt securities are likely to decline, and when interest rates fall, the prices of debt securities tend to rise. A portion of the income derived from the Fund's portfolio may be subject to the alternative minimum tax. Any capital gains realized may be subject to taxation. Federal, state, and local taxes may apply. There is a risk that a bond issued as tax-exempt may be reclassified by the IRS as taxable, creating taxable rather than tax-exempt income. In addition, the Fund is subject to other types of risks such as call, credit, liquidity, interest rate, and general market risks. The Fund may invest in Puerto Rico and other U.S. territories, commonwealths, and possessions, and may be affected by local, state, and regional factors. These may include, for example, economic or political developments, erosion of the tax base, and the possibility of credit problems. Shareholders should consult with their tax advisors for more specific information on taxation.

Barron's Disclosure: Used with permission. ©2025 Dow Jones & Company, Inc. Source: "Barron's Best Fund Families of 2024," February 27, 2025. Barron's rankings are based on asset weighted returns in funds in five categories: general equity, world equity (including international and global portfolios), mixed asset (which invest in stocks, bonds and other securities), taxable bond, and tax-exempt (each a "Barron's ranking category"). Rankings also take into account an individual fund's performance within its Lipper peer universe. Lipper calculated each fund's net total return for the year ended December 31, 2024, minus the effects of 12b-1 fees and sales charges. Each fund in the survey was given a percentile ranking with 100 the highest and 1 the lowest in its category. That ranking measured how a fund compared with its peer "universe," as tracked by Lipper, not just the funds in the survey. Individual fund scores were then multiplied by the 2024 weighting of their Barron's ranking category as determined by the entire Lipper universe of funds. Those fund scores were then totaled, creating an overall score and ranking for each fund family in the survey in each Barron's ranking category. The process is repeated for the five- and ten-year rankings as well.

The Fund's portfolio is actively managed and is subject to change.

NOT FDIC INSURED - NO BANK GUARANTEE - MAY LOSE VALUE

INVESTMENT TEAM

Team Leader(s):
Daniel T. Vande Velde, Partner
35 Years Industry Experience

Christopher T. English, CFA, Senior
Managing Director
15 Years Industry Experience

Daniel S. Solender, CFA, Partner & Director
38 Years Industry Experience

Supported By:
19 Investment Professionals
12 Years Avg. Industry Experience

FUND BASICS

Total Net Assets (\$B):³ \$5.2
Inception Date: 06/30/2003 (Class A)
Capital Gains Distribution: December
Dividend Frequency: Monthly
Minimum Initial Investment: \$1,000

³Includes all share classes.

EXPENSE RATIOS¹

Class A:	0.71%
Class C:	1.32%
Class F:	0.61%
Class F3:	0.46%
Class I:	0.51%

LORD ABBETT DISTRIBUTOR LLC

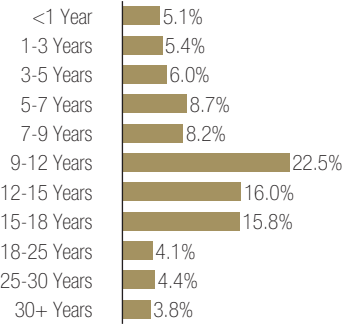
30 Hudson Street, Jersey City, NJ 07302-4804
lordabbett.com | 888-522-2388
Copyright © 2025 by Lord Abnett Distributor LLC
All rights reserved.

TEN LARGEST HOLDINGS

Main Street Natural Gas Inc	1.0%	New York Transportation Development Corp	0.7%
Black Belt Energy Gas District	0.9%	Southeast Energy Authority A Cooperative District	0.7%
Southeast Energy Authority A Cooperative District	0.7%	City Of Houston Tx Airport System Revenue	0.6%
New York State Dormitory Authority	0.7%	Delaware State Economic Development Authority	0.6%
City Of Chicago II	0.7%	Main Street Natural Gas Inc	0.6%

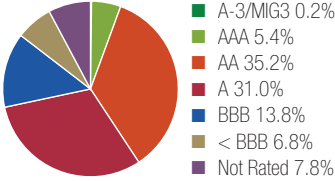
Holdings are for informational purposes only and are not a recommendation to buy, sell, or hold any security.

MATURITY BREAKDOWN



Maturity Breakdowns exclude cash and futures and therefore Fund percentage allocations may not equal 100%.

CREDIT QUALITY DISTRIBUTION



Ratings provided by Standard & Poor's, Moody's, and Fitch. Where the rating agencies rate a security differently, Lord Abnett uses the higher credit rating. For a security with both a short-term and a long-term rating, Lord Abnett has categorized the security in the chart above using its short-term rating only. Ratings range from AAA (highest) to D (lowest). Bonds rated BBB or above are considered investment grade. Credit ratings BB and below are lower-rated securities (junk bonds). High-yielding, non-investment grade bonds (junk bonds) involve higher risks than investment grade bonds. Adverse conditions may affect the issuer's ability to pay interest and principal on these securities. Credit quality allocation reflects market value weightings. Breakdown is not an S&P credit rating or an opinion of S&P as to the creditworthiness of such portfolio. Ratings apply to the creditworthiness of the issuers of the underlying securities and not the fund or its shares. Ratings may be subject to change.

GLOSSARY OF TERMS

Effective Duration is the change in the value of a fixed income security that will result from a 1% change in market interest rates, taking into account anticipated cash flow fluctuations from mortgage prepayments, puts, adjustable coupons, and potential call dates. Duration is expressed as a number of years, and generally, the larger a duration, the greater the interest-rate risk or reward for a portfolio's underlying bond prices. Where applicable, securities, such as common or preferred stock, convertible bonds and convertible preferred stock, ETFs and ADRs, and CPI swaps and related futures, are excluded from these calculations.

Average Effective Maturity is the length of time until the average security in a portfolio will mature or be redeemed by its issuer in proportion to its dollar value. Indicating a portfolio's sensitivity to general market interest rate changes, a longer average maturity implies greater relative portfolio volatility.

Important Information: The portfolio characteristics and maturity breakdown exclude characteristics of any securities that are distressed or in default. Such securities comprised 0.13% of the fund as of 09/30/2025.

The information provided is not directed at any investor or category of investors and is provided solely as general information about Lord Abnett's products and services and to otherwise provide general investment education. None of the information provided should be regarded as a suggestion to engage in or refrain from any investment-related course of action as neither Lord Abnett nor its affiliates are undertaking to provide impartial investment advice, act as an impartial adviser, or give advice in a fiduciary capacity. If you are an individual retirement investor, contact your financial professional or other fiduciary about whether any given investment idea, strategy, product or service may be appropriate for your circumstances.

Investors should carefully consider the investment objectives, risks, charges, and expenses of the Lord Abnett Funds. This and other important information is contained in the Fund's summary prospectus and/or prospectus. To obtain a prospectus or summary prospectus on any Lord Abnett mutual fund, contact your investment professional, Lord Abnett Distributor LLC at 888-522-2388 or visit us at lordabbett.com. Read the prospectus carefully before you invest.