



BOND DEBENTURE FUND

LOWER EXPENSES - CLASS A

Fund Expense Ratio ¹	0.84%
Category Average ²	1.16%

INVESTMENT OBJECTIVE

The Fund's investment objective is to seek high current income and the opportunity for capital appreciation to produce a high total return.

PORTFOLIO CHARACTERISTICS

Average Effective Duration: 4.0 Years
Average Maturity: 7.7 Years
Number of Issues: 937

FUND SYMBOLS/CUSIPS

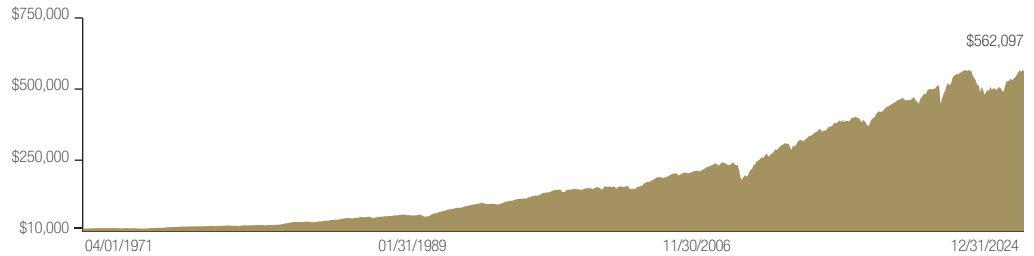
Class A:	LBNDX	544004104
Class C:	BDLAX	544004302
Class F:	LBDFX	544004609
Class F3:	LBNOX	544004849
Class I:	LBNYX	544004401
Class R2:	LBNQX	544004708
Class R3:	LBNRX	544004807
Class R4:	LBNSX	544004880
Class R5:	LBNTX	544004872
Class R6:	LBNVX	544004864

Not all share classes are available to all investors. Please see prospectus for more information.

AVERAGE ANNUAL TOTAL RETURNS (%) AS OF 12/31/2024

CLASS A SHARES	1 YEAR	3 YEARS	5 YEARS	10 YEARS	EXPENSE RATIOS ¹	
Net Asset Value (without sales charge)	6.77	-0.13	2.05	3.82	Gross	Adjusted [†]
Maximum Offering Price (with 2.25% sales charge)	4.41	-0.87	1.58	3.59	0.84%	0.78%

GROWTH OF \$10,000



Based on a hypothetical Class A Share investment of \$10,000 on 04/01/1971, at net asset value and includes the reinvestment of all distributions. Data as of 12/31/2024.

CALENDAR YEAR TOTAL RETURNS AT NAV (%)

	2015	2016	2017	2018	2019	2020	2021	2022	2023	2024
NAV	-1.74	12.35	9.21	-3.79	13.37	7.60	3.26	-12.68	6.85	6.77

Reflects the percent change in net asset value (NAV) of Class A shares and includes the reinvestment of all distributions. Performance is shown for each calendar year. Performance of Class A shares with sales charge reflects the reinvestment of all distributions and includes initial maximum sales charge. Certain purchases of Class A shares without a sales charge are subject to a contingent deferred sales charge (CDSC). The CDSC is not reflected in the performance shown. Returns for less than one year are not annualized. Instances of high double-digit returns were achieved primarily during favorable market conditions and may not be sustainable over time.

Performance data quoted reflect past performance and are no guarantee of future results. Current performance may be higher or lower than the performance quoted. The investment return and principal value of an investment in the Fund will fluctuate so that shares, on any given day or when redeemed, may be worth more or less than their original cost. You can obtain performance data current to the most recent month-end by calling Lord Abbett at 888-522-2388 or referring to lordabbett.com.

¹Reflects expenses for the Fund's fiscal year end and is subject to change. Fund expenses may fluctuate with market volatility. A substantial reduction in Fund assets (since its most recently completed fiscal year), whether caused by market conditions or significant redemptions or both, will likely cause total operating expenses (as a percentage of Fund assets) to become higher than those shown.

²Reflects the average net expenses of Class A shares of all funds within the Lipper Multi-Sector Income Funds Category based on Lipper data available.

A Note about Risk: The Fund is subject to the general risks associated with investing in debt securities, including market, credit, liquidity, and interest rate risk. The value of your investment will change as interest rates fluctuate and in response to market movements. When interest rates fall, the prices of debt securities tend to rise, and when interest rates rise, the prices of debt securities are likely to decline. Longer-term debt securities are usually more sensitive to interest-rate changes; the longer the maturity of a security, the greater the effect a change in interest rates is likely to have on its price. The Fund may make substantial investments in high-yield debt securities and may invest in senior loans which may be primarily below-investment grade. High-yield securities, sometimes called junk bonds, carry increased risks of price volatility, illiquidity, and the possibility of default in timely payment of interest and expenses. The value of investments in equity securities will fluctuate in response to general economic conditions and to changes in the prospects of particular companies and/or sectors in the economy. Convertible securities are subject to the risks affecting both equity and fixed income securities, including market, credit, liquidity, and interest rate risk. These factors can affect Fund performance.

The Fund's portfolio is actively managed and is subject to change.

INVESTMENT TEAM

Team Leader(s):

Steven F. Rocco, CFA, Partner & Co-Head
24 Years Industry Experience

Robert A. Lee, Partner & Co-Head
34 Years Industry Experience

Andrew H. O'Brien, CFA, Partner
27 Years Industry Experience

Kewjin Yuoh, Partner
31 Years Industry Experience

Robert S. Clark, CFA
28 Years Industry Experience

Christopher Gizzo, CFA, Partner
17 Years Industry Experience

Supported By:

83 Investment Professionals
18 Years Avg. Industry Experience

FUND BASICS

Total Net Assets (\$B):³ \$21.8

Inception Date: 04/01/1971 (Class A)

Capital Gains Distribution: December

Dividend Frequency: Monthly

Minimum Initial Investment: \$1,000

³Includes all share classes.

EXPENSE RATIOS¹

GROSS ADJUSTED[†]

	GROSS	ADJUSTED [†]
Class A:	0.84%	0.78%
Class C:	1.48%	1.42%
Class F:	0.74%	0.68%
Class F3:	0.55%	0.49%
Class I:	0.64%	0.58%
Class R2:	1.24%	1.18%
Class R3:	1.14%	1.08%
Class R4:	0.89%	0.83%
Class R5:	0.64%	0.58%
Class R6:	0.55%	0.49%

[†]Adjusted Expense Ratio excludes certain investment expenses, such as the interest expense from borrowing in certain underlying funds.

LORD ABBETT DISTRIBUTOR LLC

30 Hudson Street, Jersey City, NJ 07302-4804

lordabbett.com

888-522-2388

Copyright © 2025 by Lord Abbett Distributor LLC

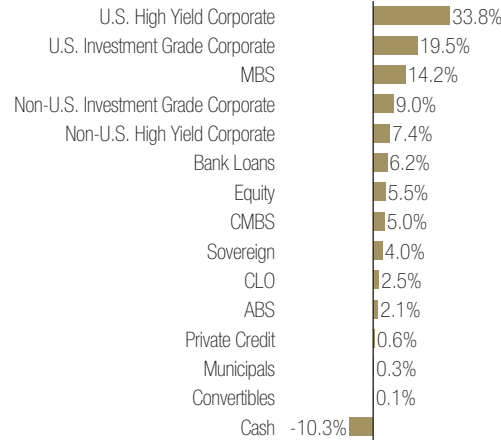
All rights reserved.

TEN LARGEST HOLDINGS

15-YR UMBS-TBA PROD FEB	1.4%	30-YR GNMA II-TBA PROD FEB	0.6%
30-YR UMBS-TBA PROD FEB	1.1%	30-YR GNMA II-TBA PROD FEB	0.6%
15-YR UMBS-TBA PROD FEB	1.0%	15-YR UMBS-TBA PROD FEB	0.6%
Argentine Republic Government International Bond	0.8%	SBLA PRIVATE CREDIT LLC	0.6%
30-YR UMBS-TBA PROD FEB	0.7%	American Airlines Inc/AA Advantage Loyalty IP Ltd	0.6%

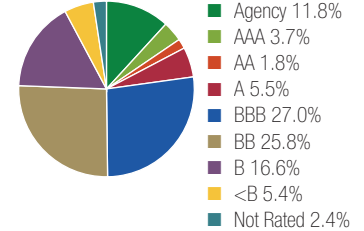
Holdings are for informational purposes only and are not a recommendation to buy, sell, or hold any security.

PORTFOLIO BREAKDOWN



Allocations are reported as of the date a security transaction is initiated; however, certain transactions may not settle until several days later. Accordingly, cash may appear as a negative allocation as a result of unsettled transactions. If applicable, "Other" may include municipal bonds and non-index holdings.

CREDIT QUALITY DISTRIBUTION



Ratings (other than U.S. Treasury securities or securities issued or backed by U.S. agencies) provided by Standard & Poor's, Moody's, and Fitch. For certain securities that are not rated by any of these three agencies, credit ratings from other agencies may be used. Where the rating agencies rate a security differently, Lord Abbett uses the higher credit rating. Ratings range from AAA (highest) to D (lowest). Bonds rated BBB or above are considered investment grade. Credit ratings BB and below are lower-rated securities (junk bonds). High-yielding, non investment grade bonds (junk bonds) involve higher risks than investment grade bonds. Adverse conditions may affect the issuer's ability to pay interest and principal on these securities. A portion of the portfolio's securities may not be rated. Breakdown is not an S&P credit rating or an opinion of S&P as to the creditworthiness of such portfolio. Ratings apply to the creditworthiness of the issuers of the underlying securities and not the fund or its shares. Ratings may be subject to change.

GLOSSARY OF TERMS

Effective Duration is the change in the value of a fixed income security that will result from a 1% change in market interest rates, taking into account anticipated cash flow fluctuations from mortgage prepayments, puts, adjustable coupons, and potential call dates. Duration is expressed as a number of years, and generally, the larger a duration, the greater the interest-rate risk or reward for a portfolio's underlying bond prices. Where applicable, securities, such as common or preferred stock, convertible bonds and convertible preferred stock, ETFs and ADRs, and CPI swaps and related futures, are excluded from these calculations. **Average Maturity** is the length of time until the average security in a portfolio will mature or be redeemed by its issuer in proportion to its dollar value. Indicating a portfolio's sensitivity to general market interest rate changes, a longer average maturity implies greater relative portfolio volatility. **Lipper Multi-Sector Income Funds Average** is based on a universe of funds with similar investment objectives as the Fund. Source: Lipper Analytical Services.

Asset-Backed Security (ABS) is a financial security backed by a loan, lease or receivables against assets other than real estate and mortgage-backed securities. For investors, asset-backed securities are an alternative to investing in corporate debt.

Mortgage-Backed Security (MBS) is a variation of asset-backed securities that are formed by pooling together mortgages exclusively.

Collateral Loan Obligation (CLO) is a special purpose vehicle (SPV) with securitization payments in the form of different tranches. Financial institutions back this security with receivables from loans. Collateralized loan obligations are the same as collateralized mortgage obligations (CMOs) except for the assets securing the obligation. CLOs allow banks to reduce regulatory capital requirements by selling large portions of their commercial loan portfolios to international markets, reducing the risks associated with lending.

Commercial Mortgage-Backed Security (CMBS) is a type of mortgage-backed security that is secured by the loan on a commercial property. A CMBS can provide liquidity to real estate investors and to commercial lenders. As with other types of MBS, the increased use of CMBS can be attributable to the rapid rise in real estate prices over the years.

The information provided is not directed at any investor or category of investors and is provided solely as general information about Lord Abbett's products and services and to otherwise provide general investment education. None of the information provided should be regarded as a suggestion to engage in or refrain from any investment-related course of action as neither Lord Abbett nor its affiliates are undertaking to provide impartial investment advice, act as an impartial adviser, or give advice in a fiduciary capacity. If you are an individual retirement investor, contact your financial professional or other fiduciary about whether any given investment idea, strategy, product or service may be appropriate for your circumstances.

Investors should carefully consider the investment objectives, risks, charges, and expenses of the Lord Abbett Funds. This and other important information is contained in the Fund's summary prospectus and/or prospectus. To obtain a prospectus or summary prospectus on any Lord Abbett mutual fund, contact your investment professional, Lord Abbett Distributor LLC at 888-522-2388 or visit us at lordabbett.com. Read the prospectus carefully before you invest.