INSIGHTS · NOVEMBER 2026

This is a marketing communication.

The Strategic Case for Short Duration High Yield

Seeking more from credit income while maintaining lower interest-rate sensitivity.



Christopher Gizzo, CFA®
Partner, Deputy Director
of Leveraged Credit

KEY TAKEAWAYS

- **A compelling long-term risk/return profile.** Short-dated high yield credit has historically delivered returns comparable to broader high yield with materially lower volatility and stronger risk-adjusted performance.
- **A strategic portfolio building block.** Short duration high yield can complement traditional fixed income allocations by adding incremental credit income and exposure without the same duration commitment as broader high yield.
- **An attractive opportunity today.** Today's yield environment offers investors an opportunity to pursue compelling income while maintaining a shorter-duration profile.
- **Well positioned for an inflationary regime.** Short duration high yield has delivered higher returns and lower volatility during the past five years of elevated inflation and interest-rate volatility.

Today's fixed-income environment offers an attractive opportunity to emphasize credit income while maintaining greater control over interest-rate risk. With income still compelling and economic growth remaining resilient, investors may not need to extend maturity to pursue attractive return potential. Short duration high yield offers a way to potentially capture the benefits of credit while limiting exposure to longer-term rate movements and duration-driven volatility.

Putting Credit to Work

The distinction between credit risk and interest-rate risk is increasingly important for fixed-income investors. To pursue additional income, investors do not necessarily need to extend maturity and take on greater exposure to longer-term rates. A shorter-duration approach helps investors to be more deliberate about where they take risk—emphasizing credit income and security selection rather than relying on duration to drive returns.

That approach can be particularly relevant when inflation, fiscal policy, economic growth, and other structural forces help to create uncertainty around longer-term interest rates. By keeping maturities shorter, investors can potentially remain invested in higher-income high yield credit markets while mitigating exposure to interest-rate sensitivity. The result is a portfolio that can be positioned more deliberately around its intended sources of return. Rather than relying on duration to drive performance, short duration high yield places greater emphasis on coupon income, credit spreads, and fundamental security selection.

Why Short Duration High Yield?

High yield has long been an important source of income and return within fixed income. At the same time, broad high yield carries greater interest-rate sensitivity than a portfolio focused on shorter-maturity securities. The question for investors is whether they can capture much of the credit opportunity without taking the full duration exposure of the broader market.

Short duration high yield can help address that trade-off. As bonds move closer to maturity, their prices generally become less responsive to changes in interest rates. Meanwhile, the relatively high income generated by the asset class provides a meaningful contribution to total return. The result is a portfolio that can rely more on income and credit selection and less on duration-driven price movements.

The combination of a shorter maturity profile and higher income can help reduce overall return volatility. Less duration-driven price sensitivity can cushion the impact of rate movements, while a larger income contribution can support total returns. Over time, this combination has produced a more attractive risk-adjusted outcome compared to longer-duration high yield, as shown in Figure 1.

Figure 1. Short-Duration High Yield's Historically Attractive Sharpe Ratio

U.S. high yield index Sharpe ratios by duration bucket, December 31, 1996-September 30, 2026

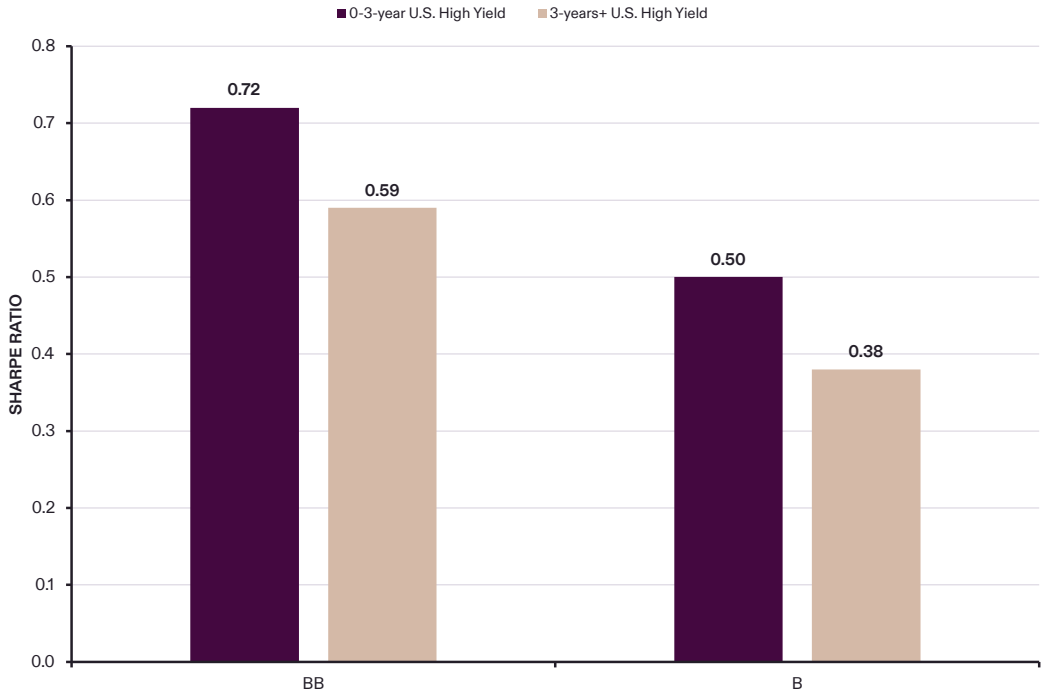

Source: Morningstar. Data as of September 30, 2026. **Past performance is not a reliable indicator or guarantee of future results.** The historical data shown in the chart above are for illustrative purposes only and do not represent any specific portfolio managed by Lord Abbett. Indexes are unmanaged, do not reflect the deduction of fees or expenses, and are not available for direct investment. U.S. high yield index represented by the BB-rated and B-rated segments of the ICE BofA U.S. High Yield Constrained Index. The Sharpe ratio was developed by Nobel laureate William F. Sharpe as a measure of risk-adjusted performance. It is calculated by taking an asset class's (or portfolio's) excess return above the risk-free rate and dividing it by the standard deviation of its returns. The greater the Sharpe ratio, the better the risk-adjusted performance has been.

A Strategic Role in Fixed Income

Short duration high yield is sometimes viewed primarily as a tactical allocation; something investors use when they seek to reduce duration exposure or wait for greater clarity on where interest rates and bond yields might be headed. We believe its role can be broader: it can serve as a potentially durable source of credit income within a diversified fixed income portfolio.

The long-term record supports this role. Since 1996, short duration BB-B high yield has generated attractive annualized returns that have been comparable to broader BB-B high yield and the overall high yield market, while exhibiting materially lower volatility, as shown in Figure 2. That combination has resulted in a stronger historical risk-adjusted profile with consistently higher Sharpe ratios across 10-year, 20-year, and since inception periods.

Figure 2. Short-Duration High Yield Provided Similar Returns to Broad High Yield or Just BB-B, With Less Volatility

Returns, standard deviation, and Sharpe ratios over the 10-year, 20-year, and since inception periods for high yield bond indices, December 31, 1996-September 30, 2026

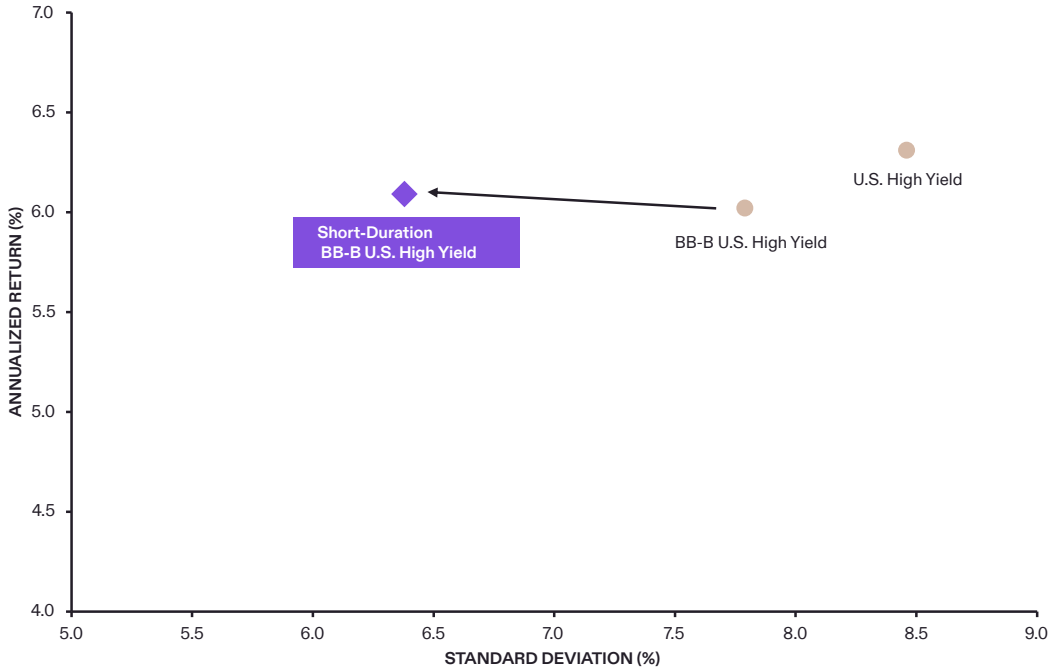

	10 YEAR			20 YEAR			SINCE INDEX INCEPTION		
As of September 30, 2026	Return	Standard Deviation	Sharpe Ratio	Return	Standard Deviation	Sharpe Ratio	Return	Standard Deviation	Sharpe Ratio
Short Duration BB-B U.S. High Yield	**4.84**	**5.65**	**0.43**	**5.72**	**6.97**	**0.59**	**6.09**	**6.38**	**0.60**
BB-B U.S. High Yield	4.79	6.93	0.36	5.96	8.26	0.54	6.02	7.70	0.50
U.S. High Yield	4.94	7.21	0.37	6.30	9.05	0.54	6.31	8.44	0.50

Source: Morningstar. Data as of September 30, 2026. **Past performance is not a reliable indicator or guarantee of future results.** The historical data shown in the chart above are for illustrative purposes only and do not represent any specific portfolio managed by Lord Abbett. Indexes are unmanaged, do not reflect the deduction of fees or expenses, and are not available for direct investment. Short-Duration BB-B U.S. High Yield represented by the ICE BofA U.S. High Yield BB-B 1-5 Year Index, BB-B High Yield represented by the ICE BofA U.S High Yield BB-B Index, and U.S. High Yield represented by the ICE BofA U.S. High Yield Constrained Index. The Sharpe ratio was developed by Nobel laureate William F. Sharpe as a measure of risk-adjusted performance. It is calculated by taking an asset class's (or portfolio's) excess return above the risk-free rate and dividing it by the standard deviation of its returns. The greater the Sharpe ratio, the better the risk-adjusted performance has been.

These attractive risk-adjusted returns reinforce why a strategic allocation to short duration high yield can complement longer-duration assets and help to diversify fixed income portfolios concentrated in longer-term investment-grade bonds or government securities. In this role, it can also provide an alternative to extending farther out the yield curve in pursuit of additional yield, allowing investors to seek return through credit selection and income while maintaining a more controlled duration profile.

The Opportunity in Today's Market

The short duration high yield market offers an attractive combination of yield and duration. As Figure 3 shows, the asset class may provide meaningfully more income than longer-duration fixed income alternatives while maintaining substantially less interest-rate sensitivity than broad high yield. For investors seeking income through credit exposure, that positioning can offer a compelling middle ground between traditional fixed income allocations and broader high yield—providing more income without taking the full duration and volatility of the broader market.

Figure 3. Short-Duration High Yield's Attractive Income and Limited Duration Exposure

Yield and duration of indicated fixed income indices as of September 30, 2026

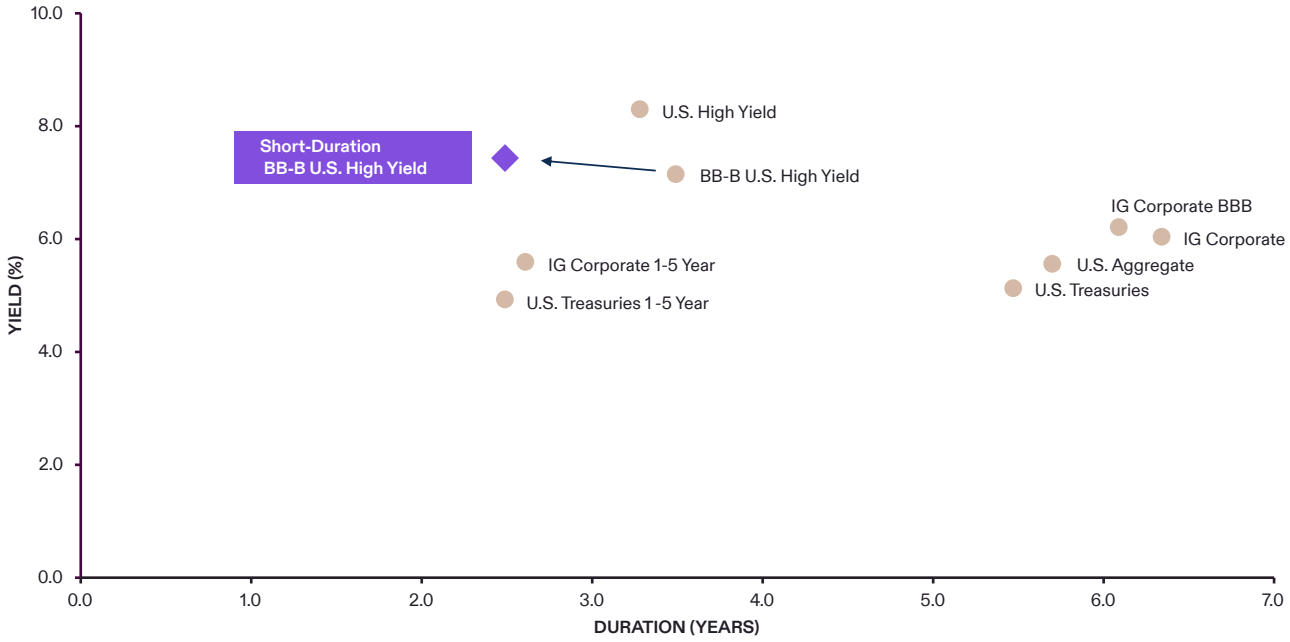

Source: ICE Data Indices LLC and Bloomberg. Data as of September 30, 2026. Short-duration high yield=ICE BofA 1-5 Year U.S. High Yield Index. U.S. High Yield=ICE BofA U.S. High Yield Index. BB-B U.S. High Yield=ICE BofA BB-B U.S High Yield Index. IG Corporate 1-5 Year=Bloomberg U.S. Corporate 1-5 Year Index. U.S. Treasuries 1-5 Year=Bloomberg U.S. Treasuries 1-5 Year Index. IG Corporate BBB=Bloomberg U.S. Corporate BBB Index. IG Corporate=Bloomberg U.S. Corporate Index. U.S. Aggregate=Bloomberg U.S. Aggregate Bond Index. U.S. Treasuries=Bloomberg U.S. Treasuries Index. IG=investment grade. For illustrative purposes only and does not represent any specific portfolio managed by Lord Abbett or any particular investment. Indexes are unmanaged, do not reflect the deduction of fees or expenses, and are not available for direct investment.

Why Short Duration High Yield in an Inflationary Regime

The past five years have marked a meaningful shift from the low-inflation, low-rate environment of the prior decade toward stronger nominal growth, higher inflation, and greater interest-rate volatility. Supply disruptions, fiscal stimulus, tight labor markets, and higher commodity prices fueled a sharp inflationary episode, with U.S. inflation reaching a four-decade high of 9.1% in June 2022. While inflation has since moderated, it remains above the U.S. Federal Reserve's (Fed) 2% target, with fiscal and trade policy, geopolitical risks, and elevated capital investment potentially contributing to continued inflationary pressures and volatility in longer-term interest rates.

This backdrop has favored strategies that emphasize credit income while limiting duration risk (see Figure 4). Over the five years through September 30, 2026, short-duration high yield delivered higher returns than broad high yield, while also generating lower volatility and a stronger risk-adjusted return profile. Notably, the asset class also outpaced both TIPS and the Bloomberg U.S. Aggregate Bond Index over the period. While TIPS are often viewed as a natural allocation for investors seeking protection from inflation, their returns can remain challenged when real yields and broader rates rise. Short-duration high yield offers a different approach: the potential to capture elevated credit income while maintaining less sensitivity to longer-term interest rates.

Figure 4. Short Duration High Yield Performed Well in an Inflationary Environment

Trailing five-year annualized risk and returns for indicated indices, September 30, 2021–September 30, 2026

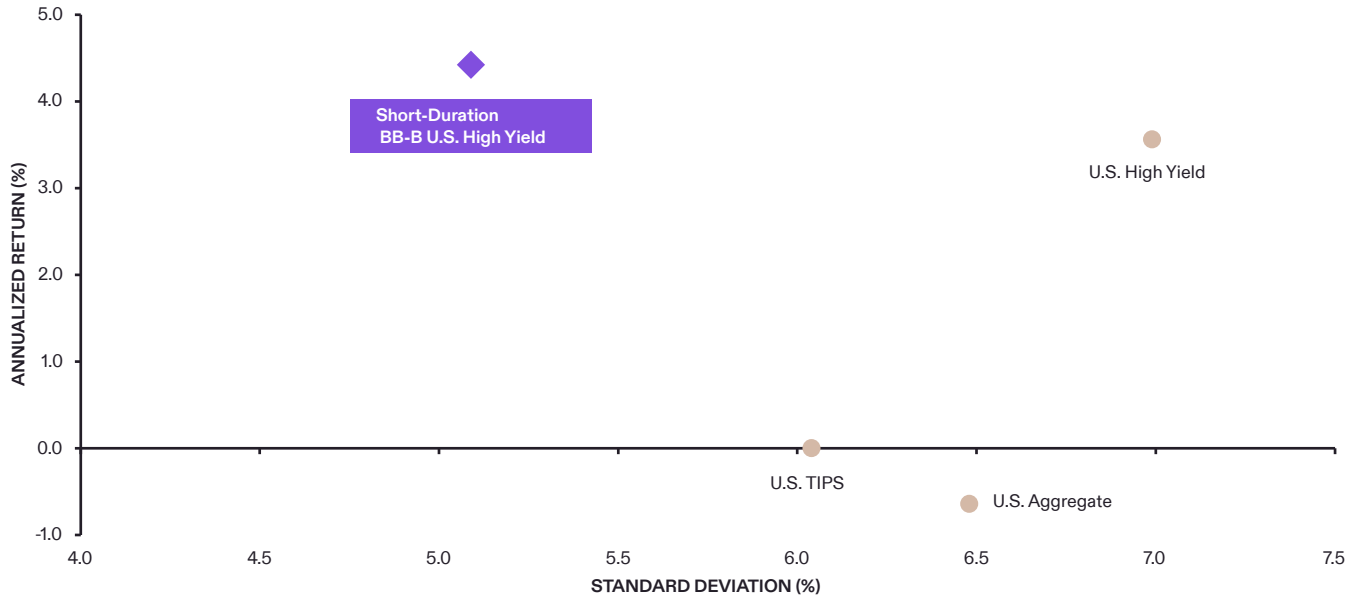

Source: Bloomberg and Morningstar. Data as of September 30, 2026. **Past performance is not a reliable indicator or guarantee of future results.** The historical data shown in the chart above are for illustrative purposes only and do not represent any specific portfolio managed by Lord Abbett. Indexes are unmanaged, do not reflect the deduction of fees or expenses, and are not available for direct investment. Short-Duration U.S. High Yield represented by the ICE BofA U.S. High Yield 1-5 Year BB-B Index. U.S. High Yield represented by the ICE BofA U.S. High Yield Constrained Index. Treasury Inflation-Protected Securities (TIPS) are U.S. Treasury securities whose principal value adjusts with changes in inflation, as measured by the Consumer Price Index (CPI). They are designed to help investors protect purchasing power from inflation.

We believe this environment could persist, reinforcing the strategic appeal of short duration high yield as investors seek attractive income and credit exposure without relying as heavily on falling interest rates to drive returns.

Summing Up

Short duration high yield offers more than a tactical solution to interest-rate uncertainty. Its historical combination of competitive returns, lower volatility, and attractive income supports a strategic role in diversified fixed-income portfolios, allowing investors to pursue opportunities in credit while maintaining greater control over duration exposure.

Past Performance of Selected Indices (Calendar Year):

	ICE BOFA 1-5 YEAR BB-B U.S. HIGH YIELD INDEX	ICE BOFA BB-B U.S. HIGH YIELD INDEX	ICE BOFA U.S. HIGH YIELD CONSTRAINED INDEX	BLOOMBERG U.S. TIPS INDEX	BLOOMBERG U.S. AGGREGATE BOND INDEX
2025	7.82	8.73	8.50	7.01	7.30
2024	7.08	6.84	8.20	1.84	1.25
2023	11.56	12.58	13.47	3.90	5.53
2022	-5.45	-10.58	-11.21	-11.85	-13.01
2021	4.88	4.60	5.28	5.96	-1.54

NOTE: **Past performance is no indication or guarantee of future results.**

Source: Bloomberg and ICE Data Indices LLC. Returns shown are expressed in percent. Return data is based on U.S. dollar-denominated index data. Performance of the indices may be affected by changes in the exchange rates between the currency denomination of the indices and any non-U.S. dollar denomination. None of the performance in this table is meant to represent any Lord Abbett products or services.

Glossary & Index Definitions

Basis point (bp) is one one-hundredth of a percentage point (0.01%). Changes in bond yields and credit spreads are commonly expressed in basis points.

Coupon income is the interest income paid by a bond to its holder, generally expressed as a percentage of the bond's principal value.

Credit risk is the risk that a bond issuer may be unable or unwilling to make timely interest or principal payments.

Credit spread is the additional yield investors receive above a comparable benchmark security, such as a U.S. Treasury, as compensation for assuming credit risk.

Duration is a measure of the sensitivity of a fixed-income investment's price to changes in interest rates. Generally, the higher the duration, the greater the investment's price sensitivity to changes in interest rates.

High yield bonds are bonds rated below investment grade by major credit-rating agencies. They typically offer higher yields to compensate investors for greater credit risk.

Interest-rate risk is the risk that changes in interest rates will affect the value of a fixed-income investment. Bond prices generally fall when interest rates rise and rise when interest rates fall.

Investment-grade bonds are bonds rated in one of the four highest credit-rating categories by major credit-rating agencies, generally indicating relatively strong credit quality.

Maturity refers to the date on which a bond's principal is scheduled to be repaid to investors.

Real yield is the yield on an investment after accounting for inflation. For Treasury Inflation-Protected Securities, real yield represents the return above the rate of inflation.

Risk-adjusted return evaluates an investment's return in relation to the amount of risk taken to generate that return.

Sharpe ratio is a measure of risk-adjusted performance calculated by dividing an investment's excess return above the risk-free rate by the standard deviation of its returns. A higher Sharpe ratio indicates a higher historical return per unit of risk.

Standard deviation is a statistical measure of the variability of investment returns and is commonly used as a measure of volatility. A higher standard deviation indicates greater historical volatility.

Treasury Inflation-Protected Securities (TIPS) are U.S. Treasury securities whose principal value adjusts with changes in inflation, as measured by the Consumer Price Index (CPI). They are designed to help investors protect purchasing power from inflation.

U.S. Treasury securities are debt obligations issued by the U.S. Department of the Treasury and generally considered to have minimal or no credit risk.

Volatility refers to the degree to which an investment's price or returns fluctuate over time.

Yield is the income generated by an investment, generally expressed as a percentage of its price or value.

Yield curve is a line that plots the yields of bonds of similar credit quality across different maturities. Moving farther out the yield curve generally refers to investing in bonds with longer maturities.

Bloomberg U.S. Aggregate Bond Index is a broad-based benchmark that measures the performance of the U.S. investment-grade, taxable fixed-income market.

ICE BofA U.S. High Yield Index tracks the performance of U.S. dollar-denominated, below-investment-grade corporate debt publicly issued in the U.S. domestic market. Qualifying securities generally must have at least one year remaining to maturity, a fixed coupon schedule, and meet minimum amount-outstanding requirements.

ICE BofA 1-5 Year U.S. High Yield Index tracks the performance of U.S. dollar-denominated, below-investment-grade corporate debt publicly issued in the U.S. domestic market with remaining maturities generally between one and five years.

ICE BofA BB-B U.S. High Yield Index tracks the performance of U.S. dollar-denominated, below-investment-grade corporate bonds rated within the BB through B credit-quality range and publicly issued in the U.S. domestic market.

ICE BofA BB-B 1-5 Year U.S. High Yield Index tracks the performance of U.S. dollar-denominated, below-investment-grade corporate bonds rated within the BB through B credit-quality range with remaining maturities generally between one and five years.

Indexes are unmanaged, do not reflect the deduction of fees or expenses, and are not available for direct investment.

Important Information

The information contained herein is provided by Lord, Abbett & Co. LLC ("Lord Abbett"). Lord Abbett is a registered investment adviser under the U.S. Investment Advisers Act of 1940 (the "Advisers Act"), as amended, and is subject to the Advisers Act rules and regulations adopted by the U.S. Securities and Exchange Commission ('SEC"). Registration with the SEC does not imply a particular ability or training. Lord Abbett is a global asset manager with headquarters in Jersey City, New Jersey.

Certain information provided in the material has been obtained from third party sources and such information has not been independently verified by Lord Abbett. No representation, warranty, or undertaking, expressed or implied, is given to the accuracy or completeness of such information by Lord Abbett or any other person. While such sources are believed to be reliable, Lord Abbett does not assume any responsibility for the accuracy or completeness of such information. Lord Abbett does not undertake any obligation to update the information contained herein as of any future date.

Certain information contained in the material constitutes "forward-looking statements," which can be identified by the use of forward-looking terminology such as "may," "will," "should," "expect," "anticipate," "project," "estimate," "intend," "continue," or "believe," or the negatives thereof or other variations thereon or comparable terminology. Due to various risks and uncertainties, actual events, results or actual performance may differ materially from those reflected or contemplated in such forward-looking statements. Nothing contained in the material may be relied upon as a guarantee, promise, assurance or a representation as to the future.

Market forecasts and projections are based on current market conditions and are subject to change without notice. Projections should not be considered a guarantee.

Specific investments described herein do not represent all investment decisions made by Lord Abbett. The reader should not assume that investment decisions identified and discussed were or will be profitable. Specific investment advice references provided herein are for illustrative purposes only and are not necessarily representative of investments that will be made in the future.

Past performance is not a reliable indicator or guarantee of future results. All investments involve risk, including the loss of capital.

The views and opinions expressed are those of the Lord Abbett author as of the date of the material, and do not necessarily represent the views of the firm as a whole. Any such views are subject to change at any time based upon market or other conditions and Lord Abbett disclaims any responsibility to update such views. References to specific asset classes and financial markets

are for illustrative purposes only. This material is not intended to be relied upon as a forecast, research or investment advice. Neither Lord Abbett nor the Lord Abbett author can be responsible for any direct or incidental loss incurred by applying any of the information offered.

The information in this material does not constitute a distribution, an offer, an invitation, a personal or general recommendation or solicitation in any jurisdiction. This material has not been reviewed or approved by any regulatory authority in any jurisdiction.

The information provided is not directed at any investor or category of investors and is provided solely as general information about Lord Abbett's products and services and to otherwise provide general investment education.

None of the information provided should be regarded as a suggestion to engage in or refrain from any investment-related course of action as neither Lord Abbett nor its affiliates are undertaking to provide impartial investment advice, act as an impartial adviser, or give advice in a fiduciary capacity.

Mentions of specific companies are for reference purposes only and are not meant to describe the investment merits of, or potential or actual portfolio changes related to, securities of those companies.

Unless otherwise noted, all discussions are based on U.S. markets and U.S. monetary and fiscal policies.

This material may not be reproduced in whole or in part or any form without the permission of Lord Abbett.

Bloomberg Index Information
Source: Bloomberg Index Services Limited. BLOOMBERG® is a trademark and service mark of Bloomberg Finance L.P. and its affiliates (collectively "Bloomberg"). Bloomberg owns all proprietary rights in the Bloomberg Indices. Bloomberg does not approve or endorse this material or guarantee the accuracy or completeness of any information herein, or make any warranty, express or implied, as to the results to be obtained therefrom and, to the maximum extent allowed by law, shall not have any liability or responsibility for injury or damages arising in connection therewith.

Source: ICE Data Indices, LLC ("ICE"), used with permission. ICE PERMITS USE OF THE ICE BofAML INDICES AND RELATED DATA ON AN "AS IS" BASIS, MAKES NO WARRANTIES REGARDING SAME, DOES NOT GUARANTEE THE SUITABILITY, QUALITY, ACCURACY, TIMELINESS, AND/OR COMPLETENESS OF THE ICE BofAML INDICES OR ANY DATA INCLUDED IN, RELATED TO, OR DERIVED THEREFROM, ASSUMES NO LIABILITY IN CONNECTION WITH THE USE OF THE FOREGOING, AND DOES NOT SPONSOR, ENDORSE, OR RECOMMEND LORD ABBETT, OR ANY OF ITS PRODUCTS OR SERVICES.

Morningstar Information:
Morningstar, Inc. © 2026. All rights reserved. The information contained herein is the proprietary information of Morningstar, Inc., may not be copied or redistributed for any purpose and may only be used for non-commercial, personal purposes. The information contained herein is not represented or warranted to be accurate, correct, complete or timely. Morningstar, Inc., shall not be responsible for investment decisions, damages, or other losses resulting from the use of this information. Past performance is no guarantee of future performance. Morningstar, Inc. has not granted consent for it to be considered or deemed an "expert" under the Securities Act of 1933. Important

Information for non-U.S. Investors

Note to Switzerland Investors: In Switzerland, the Representative is ACOLIN Fund Services AG, Leutschenbachstrasse 50, CH-8050 Zurich, whilst the Paying Agent is Bank Vontobel Ltd., Gotthardstrasse 43, CH- 8022 Zurich. The prospectus, the key information documents or the key investor information documents, the instrument of incorporation, as well as the annual and semi-annual reports may be obtained free of charge from the representative. In respect of the units offered in Switzerland, the place of performance is at the registered office of the representative. The place of jurisdiction shall be at the registered office of the representative or at the registered office or domicile of the investor.

Note to European Investors: This communication is issued in the United Kingdom and distributed throughout the European Union by Lord Abbett (Ireland) Limited, UK Branch and throughout the United Kingdom by Lord Abbett (UK) Ltd. Both Lord Abbett (Ireland) Limited, UK Branch and Lord Abbett (UK) Ltd are authorized and regulated by the Financial Conduct Authority.

A decision may be taken at any time to terminate the arrangements made for the marketing of the Fund in any EEA Member State in which it is currently marketed. In such circumstances, Shareholders in the affected EEA Member State will be notified of this decision and will be provided with the opportunity to redeem their shareholding in the Fund free of any charges or deductions for at least 30 working days from the date of such notification.

Lord Abbett (Middle East) Limited is authorised and regulated by the Dubai Financial Services Authority ("DFSA"). The entire content of this document is subject to copyright with all rights reserved. This research and the information contained herein may not be reproduced, distributed or transmitted in any jurisdiction or to any other person or incorporated in any way into another document or other material without our prior written consent. This document is directed at Professional Clients and not Retail Clients. Any other persons in receipt of this document must not rely upon or otherwise act upon it. This document is provided for informational purposes only. Nothing in this document should be construed as a solicitation or offer, or recommendation, to acquire or dispose of any investment or to engage in any other transaction. Nothing contained in this document constitutes an investment, an offer to invest, legal, tax or other advice or guidance and should be disregarded when considering or making investment decisions.

Note to Singapore Investors: Lord Abbett Global Funds I plc (the "Company") and the offer of shares of each sub-fund of the Company do not relate to a collective investment scheme which is authorized under Section 286 of the Securities and Futures Act, Ch. 289 of Singapore ("SFA") or recognized under Section 287 of the SFA, and shares in each sub-fund of the Company are not allowed to be offered to the retail public. Pursuant to Section 305 of the SFA, read in conjunction with Regulation 32 of and the Sixth Schedule to the Securities and Futures (Offers of Investments) (Collective Investment Schemes) Regulations 2005 (the "Regulations"), the Lord Abbett Global Multi-Sector Bond Fund, the Lord Abbett High Yield Fund, the Lord Abbett Short Duration Income Fund, the Lord Abbett Ultra Short Bond Fund, the Lord Abbett Climate Focused Bond Fund, the Lord Abbett Emerging Markets Corporate Debt Fund and the Lord Abbett Multi Sector Income Fund have been entered into the list of restricted schemes maintained by the Monetary Authority of Singapore for the purposes of the offer of shares in such sub-funds made or intended to be made to relevant persons (as defined in section 305(5) of the SFA), or, the offer of shares in such sub-funds made or intended to be made in accordance with the conditions of section 305(2) of the SFA. These materials do not constitute an offer or solicitation by anyone in Singapore or any jurisdiction in which such an offer or solicitation is not authorized or to any person to whom it is unlawful to make such an offer or solicitation.

Note to Hong Kong Investors: The contents of this material have not been reviewed nor endorsed by any regulatory authority in Hong Kong. An investment in the Fund may not be suitable for everyone. If you are in any doubt about the contents of this material, you should consult your stockbroker, bank manager, solicitor, accountant or other financial adviser for independent professional advice. The Fund is not authorised by the Securities and Futures Commission ("SFC") in Hong Kong pursuant to Section 104 of the

Securities and Futures Ordinance (Cap 571, Laws of Hong Kong) ("SFO"). This material has not been approved by the SFC in Hong Kong, nor has a copy of it been registered with the Registrar of Companies in Hong Kong and, must not, therefore, be issued, or possessed for the purpose of issue, to persons in Hong Kong other than (1) professional investors within the meaning of the SFO (including professional investors as defined by the Securities and Futures (Professional Investors) Rules); or (2) in circumstances which do not constitute an offer to the public for the purposes of the Companies (Winding Up and Miscellaneous Provisions) Ordinance (Cap 32, Laws of Hong Kong) or the SFO. This material is distributed on a confidential basis and may not be reproduced in any form or transmitted to any person other than the person to whom it is addressed.

Copyright © 2026 by Lord, Abbett & Co. LLC. All rights reserved

Lord, Abbett & Co. LLC | 30 Hudson Street, Jersey City, NJ 07302-4804 | T 1.888.522.2388 | LordAbbett.com
Copyright © 2026 by Lord, Abbett & Co. LLC/Lord Abbett Distributor LLC. All rights reserved.

IP-SDHY-NONUS
11-26