



Investment Perspectives

Stocks: Mapping the Three Phases of Generative AI

Artificial intelligence's (AI) transformative influence can create secular growth opportunities during each phase of its growth.



*Matthew DeCicco, CFA,
Partner & Director of Equities*

Key Takeaways:

- AI's initial build-out phase may be disruptive as companies expend substantial capital to gain a strong competitive position.
- Software that can effectively harness AI's potential to improve productivity could provide future investment possibilities in the second phase of AI's development.
- We remain focused on generative AI as a long-term investment theme across equity strategies and are vigilant of the potential risks as innovations emerge.

It has been just under two years since the artificial intelligence company, OpenAI, rocked the technology world with its initial demonstration and launch of ChatGPT. Here, we reflect upon the progress made in the generative AI domain, imagine what might be to come, and discuss the potential investment opportunities within what we believe are the three phases of AI's transformative impact.

The Three Phases of Generative AI

Phase 1. Capital Investment

Since the release of ChatGPT, technology has undergone numerous iterations, and new competitors have emerged. We firmly believe we are still in the first phase of generative AI industry build-out (see Figure 1), which is characterized by the development of necessary infrastructure to support the substantial computational power required for advanced AI applications. This infrastructure development is primarily occurring within data centers, which, from a market perspective, has been a tailwind for semiconductor and industrial stocks that are levered to the electrification, cooling, and engineering services necessary for scaling this new technology.

At this stage, the capital expenditures into accelerated computing have yielded material incremental improvements in computational power, which leads us to believe further investments are likely. This creates an incentive for the established hyperscalers—large technology companies that can provide scalable cloud and storage resources—to invest to out-compete each other and to stave off competition from well-funded upstarts. A technology shift like this will likely be very disruptive, and the stakes for success or failure are extremely high.

Phase 2. Software Development

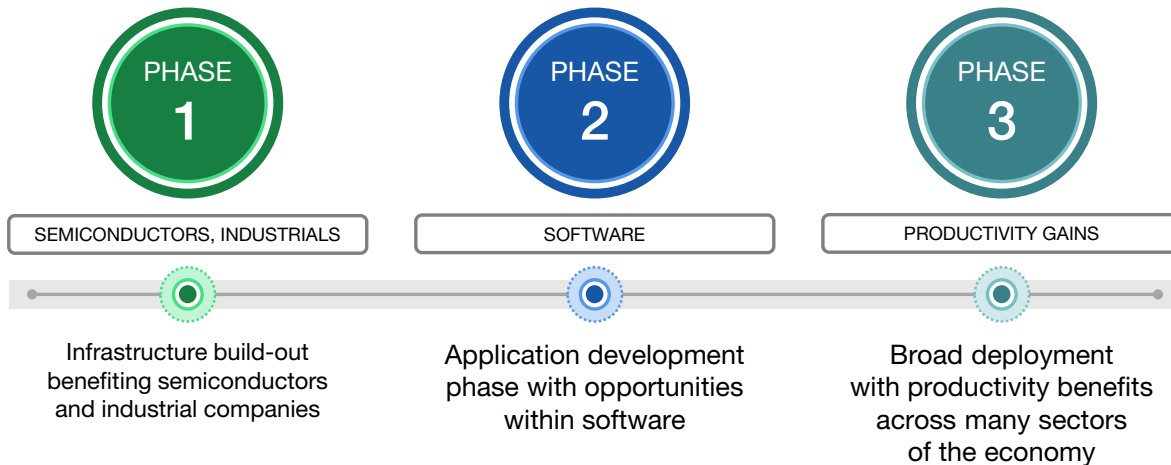
We believe the next phase of generative AI will be the development of applications that enhance revenue and productivity. Already, we are seeing green shoots of these applications in areas such as coding efficiency, vertical software solutions, customer service automation, digital advertising, and in information technology (IT) support, to name a few. Companies that develop these applications will be fertile ground for new potential investment opportunities.



Phase 3. Broad-Based Deployment

The third phase will be when these tools are universally available, and investment opportunities will be influenced by the management teams and companies that can deploy these tools to change the revenues, earnings, free cash flows, and return on invested capital of their respective companies. As noted above, we believe we are still in the first phase of this market developing, and we are excited to see what will occur in the future. This may take years or decades to play out.

Figure 1. Investment Opportunities Across the Three Phases of Generative AI's Buildout



Source: Lord Abbett. The information shown in the chart above is for illustrative purposes only and does not represent any specific portfolio managed by Lord Abbett

Of course, forecasting is difficult, and we must humbly accept that we may not be able to imagine what unexpected new innovations will come to be. Therefore, our forecasts will be subject to revision as new data emerge.

Nearing the two-year anniversary of ChatGPT, it is imperative to realize that breakthrough innovation is systematically underestimated. In the past forty years, the personal computer, the Internet, the smart phone, and cloud computing arrived on the scene with great fanfare, yet still dramatically exceeded consensus expectations about how transformative these modern technologies would be.

Figure 2. The Market Has Persistently Underestimated Innovation

Innovation Wave	Initial Forecast	Actual	% Growth Exceeded Forecast
PC	225M PC users in 2000	354M PC users in 2000	57%
Internet	152M Internet Users in 2000	361M Internet Users in 2000	138%
Mobile	657M Smartphones Shipments in 2013	1,019M Smartphones Shipments in 2013	55%
Cloud	\$90.2B Top 3 Cloud Provider Revenue in 2020	\$115.6B Top 3 Cloud Provider Revenue in 2020	28%
Average:			70%

Source: Morgan Stanley Research AI Guidebook: Fourth Edition, January 23, 2024, and Lord Abbett. Data as of January 23, 2024. **Past performance is not a reliable indicator or guarantee of future results.** The historical data shown in the chart above are for illustrative purposes only and do not represent any specific portfolio managed by Lord Abbett.



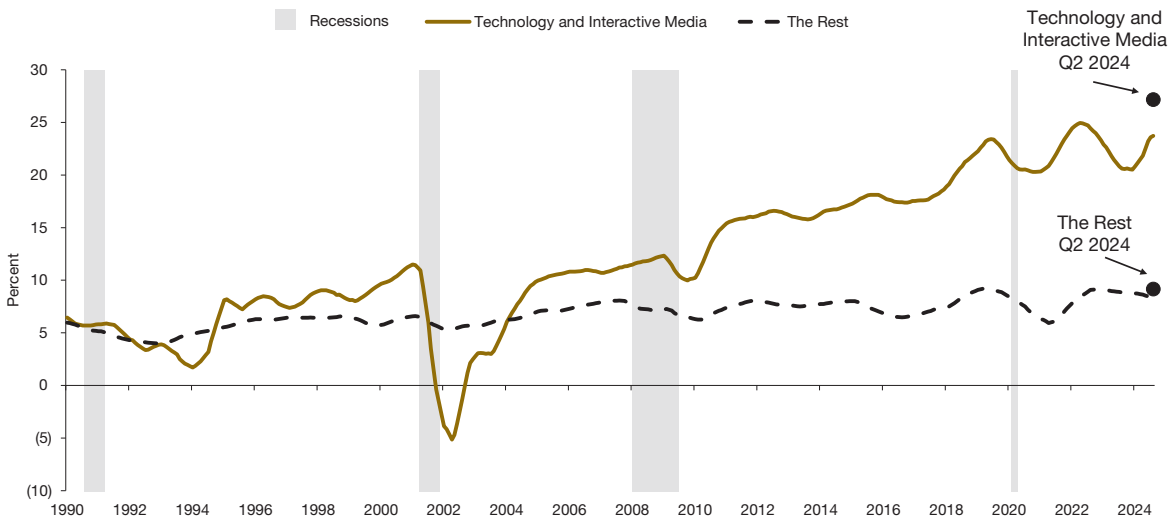
The Internet’s Legacy: A Case Study Over the Last Three Decades

Just as the generative AI era is associated with the launch of ChatGPT, the onset of the internet era is often marked by the founding of Netscape and the release of its web browser in 1994. Thirty years later, the internet has revolutionized how we communicate, enabling instantaneous connections globally through email and social media, while providing unprecedented access to information.

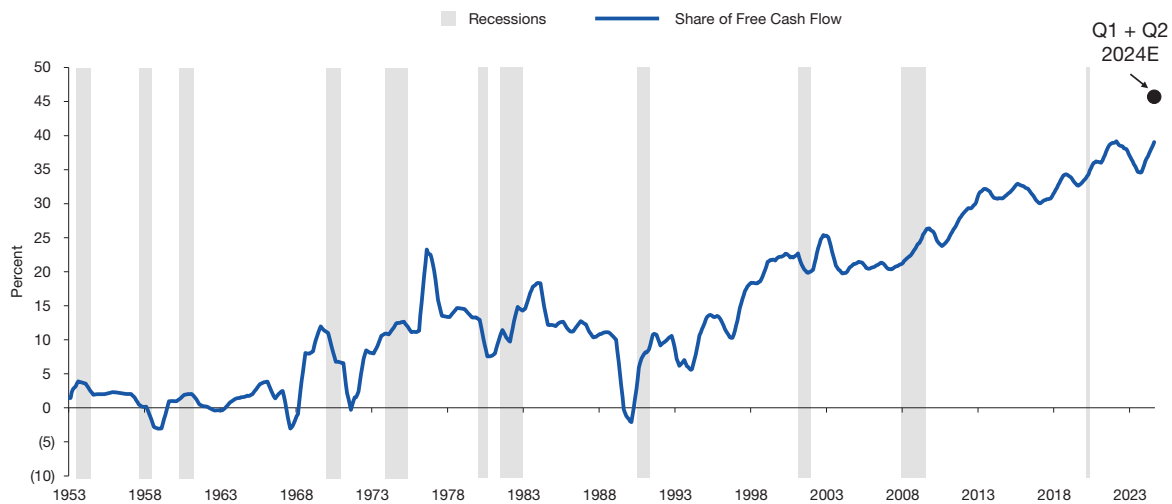
The financial impact of this disruption has been monumental. Technology and interactive media stocks now represent 45% of the S&P 500® Index’s free cash flow, which is up from 15% in the pre-internet era. The robust cash flow generation and profitability of technology companies have elevated the overall margin profile of the entire market. Today, technology stocks have achieved net profit margins nearing 30%, in stark contrast to the modest gains observed in other sectors.

Figure 3. Technology Stocks Have Had a Large Financial Impact on the Equity Market

S&P 500 stocks¹ within the technology and interactive media sector—and the rest of the stocks in the index—net profit margins, December 31, 1990–August 31, 2024



S&P 500 stocks² share of free cash flow coming from the technology and interactive media sector, December 31, 1953–August 31, 2024

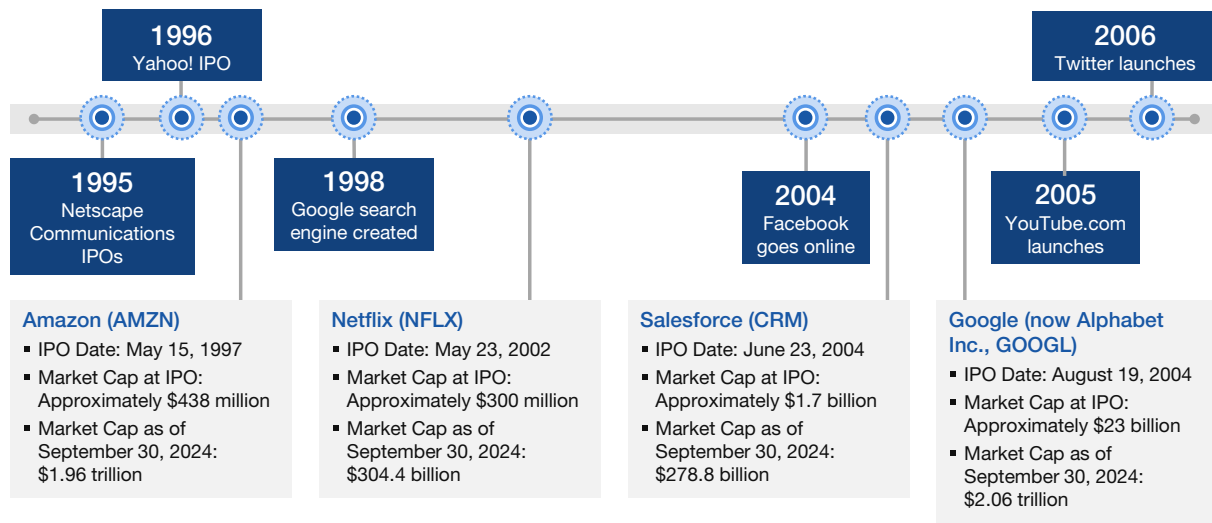


Source: National Bureau of Economic Research and Empirical Research Partners. Data as of August 31, 2024. ¹Based on adjusted net income measured as aggregates and data smoothed on a trailing six-month basis. Excludes financials and REITs. ²Based on trailing four-quarter data; measured as aggregates and data smoothed on a trailing six-month basis. Excludes financials and REITs. **Past performance is not a reliable indicator or guarantee of future results.** The historical data shown in the charts above are for illustrative purposes only and do not represent any specific portfolio managed by Lord Abbett.



This disruptive environment fostered by the internet has given rise to new sectors, industries, and companies that have since become household names. To illustrate this, Figure 4 presents a timeline of companies that have emerged during this transformative period, many of which have become dominant players in the tech landscape today, while others serve as a cautionary tale of the volatile nature of rapidly evolving innovation.

Figure 4. Earlier Pioneers to Industry Disruptors: The Internet's Evolution



Source: Morgan Stanley Research, "How Is AI Set to Change the Tech Landscape...and What's NEXT?", March 2, 2023. Market cap data as of September 30, 2024. IPO=initial public offering. Market cap is market capitalization and represents the total value of a publicly traded company's outstanding shares. It is calculated by multiplying the current market price of those shares by the total number of outstanding shares. **Past performance is not a reliable indicator or guarantee of future results.** The historical data shown in the chart above are for illustrative purposes only and do not represent any specific portfolio managed by Lord Abbett.

Summing Up

We believe Lord Abbett equity strategies are positioned to potentially take advantage of the disruption created by AI. Historically, the market has underestimated the growth potential of emerging technologies, while some innovative companies have been disrupted by new evolving technology. We believe the unifying principle of our active approach to equity investing that seeks quality companies with durable competitive positions and capable management teams can help to identify companies positioned for AI's transformative impact in each phase of its development. This approach spans our growth and value strategies in U.S. companies and companies outside of the U.S.



Important Information

Unless otherwise noted, all discussions are based on U.S. markets, U.S. monetary and fiscal policies, and U.S. dollar-denominated index and return data.

Asset allocation or diversification does not guarantee a profit or protect against loss in declining markets.

No investing strategy can overcome all market volatility or guarantee future results.

The value of investments and any income from them is not guaranteed and may fall as well as rise, and an investor may not get back the amount originally invested. Investment decisions should always be made based on an investor's specific financial needs, objectives, goals, time horizon, and risk tolerance.

Market forecasts and projections are based on current market conditions and are subject to change without notice. Projections should not be considered a guarantee.

Specific investments described herein do not represent all investment decisions made by Lord Abbett. The reader should not assume that investment decisions identified and discussed were or will be profitable. Specific investment advice references provided herein are for illustrative purposes only and are not necessarily representative of investments that will be made in the future.

Mentions of specific companies are for reference purposes only and are not meant to describe the investment merits of, or potential or actual portfolio changes related to, securities of those companies.

Equity Investing Risks

The value of investments in equity securities will fluctuate in response to general economic conditions and to changes in the prospects of companies and/or sectors in the economy. While growth stocks are subject to the daily ups and downs of the stock market, their long-term potential as well as their volatility can be substantial. Value investing involves the risk that the market may not recognize that securities are undervalued, and they may not appreciate as anticipated. Smaller companies tend to be more volatile and less liquid than larger companies. Small cap companies may also have more limited product lines, markets, or financial resources and typically experience a higher risk of failure than large cap companies.

Fixed-Income Investing Risks

The value of investments in fixed-income securities will change as interest rates fluctuate and in response to market movements. Generally, when interest rates rise, the prices of debt securities fall, and when interest rates fall, prices generally rise. High yield securities, sometimes called junk bonds, carry increased risks of price volatility, illiquidity, and the possibility of default in the timely payment of interest and principal. Bonds may also be subject to other types of risk, such as call, credit, liquidity, and general market risks. Longer-term debt securities are usually more sensitive to interest-rate changes; the longer the maturity of a security, the greater the effect a change in interest rates is likely to have on its price.

The credit quality of fixed-income securities in a portfolio is assigned by a nationally recognized statistical rating organization (NRSRO), such as Standard & Poor's, Moody's, or Fitch, as an indication of an issuer's creditworthiness. Ratings range from 'AAA' (highest) to 'D' (lowest). Bonds rated 'BBB' or above are considered investment grade. Credit ratings 'BB' and below are lower-rated securities (junk bonds). High-yielding, non-investment-grade bonds (junk bonds) involve higher risks than investment-grade bonds. Adverse conditions may affect the issuer's ability to pay interest and principal on these securities.

This material may contain assumptions that are "forward-looking statements," which are based on certain assumptions of future events. Actual events are difficult to predict and may differ from those assumed. There can be no assurance that forward-looking statements will materialize or that actual returns or results will not be materially different from those described here.

The views and opinions expressed are as of the date of publication, and do not necessarily represent the views of the firm as a whole. Any such views are subject to change at any time based upon market or other conditions and Lord Abbett disclaims any responsibility to update such views. Lord Abbett cannot be responsible for any direct or incidental loss incurred by applying any of the information offered.

This material is provided for general and educational purposes only. It is not intended as an offer or solicitation for the purchase or sale of any financial instrument, or any Lord Abbett product or strategy. References to specific asset classes and financial markets are for illustrative purposes only and are not intended to be, and should not be interpreted as, recommendations or investment advice.

Certain information contained herein has been obtained from third party sources and such information has not been independently verified by Lord Abbett. No representation, warranty, or undertaking, expressed or implied, is given to the accuracy or completeness of such information by Lord Abbett or any other person. While such sources are believed to be reliable, Lord Abbett does not assume any responsibility for the accuracy or completeness of such information. Lord Abbett does not undertake any obligation to update the information contained herein as of any future date.

Please consult your investment professional for additional information concerning your specific situation.

Glossary & Index Definitions

Capital Expenditure is the money an organization or corporate entity spends to buy, maintain, or improve its fixed assets, such as buildings, vehicles, equipment, or land.

Consensus estimate is an aggregate forecast of a public company's expected earnings based on the combined estimates of all analysts that cover the stock.

Free cash flow (FCF) represents the amount of cash generated by a business, after accounting for reinvestment in non-current capital assets by the company. Normalized free cash flow attempts to smooth out a company's FCF by excluding non-core operations and one-time items.

Net income is a company's income minus cost of goods sold, expenses, depreciation and amortization, interest, and taxes for an accounting period. It is also called the bottom line on a company's income statement.

Bloomberg Index Information

Source: Bloomberg Index Services Limited. BLOOMBERG® is a trademark and service mark of Bloomberg Finance L.P. and its affiliates (collectively "Bloomberg"). Bloomberg owns all proprietary rights in the Bloomberg Indices. Bloomberg does not approve or endorse this material or guarantee the accuracy or completeness of any information herein, or make any warranty, express or implied, as to the results to be obtained therefrom and, to the maximum extent allowed by law, shall not have any liability or responsibility for injury or damages arising in connection therewith.

Indexes are unmanaged, do not reflect the deduction of fees or expenses, and are not available for direct investment.

This material is the copyright © 2024 of Lord, Abbett & Co. LLC. All Rights Reserved.



Important Information for U.S. Investors

Lord Abbett mutual funds are distributed by Lord Abbett Distributor LLC.

FOR MORE INFORMATION ON ANY LORD ABBETT FUNDS, CONTACT YOUR INVESTMENT PROFESSIONAL OR LORD ABBETT DISTRIBUTOR LLC AT 888-522-2388, OR VISIT US AT LORDABBETT.COM FOR A PROSPECTUS, WHICH CONTAINS IMPORTANT INFORMATION ABOUT A FUND'S INVESTMENT GOALS, SALES CHARGES, EXPENSES AND RISKS THAT AN INVESTOR SHOULD CONSIDER AND READ CAREFULLY BEFORE INVESTING.

The information provided is not directed at any investor or category of investors and is provided solely as general information about Lord Abbett's products and services and to otherwise provide general investment education. None of the information provided should be regarded as a suggestion to engage in or refrain from any investment-related course of action as neither Lord Abbett nor its affiliates are undertaking to provide impartial investment advice, act as an impartial adviser, or give advice in a fiduciary capacity. If you are an individual retirement investor, contact your financial advisor or other fiduciary about whether any given investment idea, strategy, product, or service may be appropriate for your circumstances.

Important Information for non-U.S. Investors

Note to Switzerland Investors: In Switzerland, the Representative is ACOLIN Fund Services AG, Leutschenbachstrasse 50, CH-8050 Zurich, whilst the Paying Agent is Bank Vontobel Ltd., Gotthardstrasse 43, CH-8022 Zurich. The prospectus, the key information documents or the key investor information documents, the instrument of incorporation, as well as the annual and semi-annual reports may be obtained free of charge from the representative. In respect of the units offered in Switzerland, the place of performance is at the registered office of the representative. The place of jurisdiction shall be at the registered office of the representative or at the registered office or domicile of the investor.

Note to European Investors: This communication is issued in the United Kingdom and distributed throughout the European Union by Lord Abbett (Ireland) Limited, UK Branch and throughout the United Kingdom by Lord Abbett (UK) Ltd. Both Lord Abbett (Ireland) Limited, UK Branch and Lord Abbett (UK) Ltd are authorized and regulated by the Financial Conduct Authority.

A decision may be taken at any time to terminate the arrangements made for the marketing of the Fund in any EEA Member State in which it is currently marketed. In such circumstances, Shareholders in the affected EEA Member State will be notified of this decision and will be provided with the opportunity to redeem their shareholding in the Fund free of any charges or deductions for at least 30 working days from the date of such notification.

Lord Abbett (Middle East) Limited is authorised and regulated by the Dubai Financial Services Authority ("DFSA"). The entire content of this document is subject to copyright with all rights reserved. This research and the information contained herein may not be reproduced, distributed or transmitted in any jurisdiction or to any other person or incorporated in any way into another document or other material without our prior written consent. This document is directed at Professional Clients and not Retail Clients. Any other persons in receipt of this document must not rely upon or otherwise act upon it. This document is provided for informational purposes only. Nothing in this document should be construed as a solicitation or offer, or recommendation, to acquire or dispose of any investment or to engage in any other transaction. Nothing contained in this document constitutes an investment, an offer to invest, legal, tax or other advice or guidance and should be disregarded when considering or making investment decisions.

Note to Singapore Investors: Lord Abbett Global Funds I plc (the "Company") and the offer of shares of each sub-fund of the Company do not relate to a collective investment scheme which is authorized under Section 286 of the Securities and Futures Act, Ch. 289 of Singapore ("SFA") or recognized under Section 287 of the SFA, and shares in each sub-fund of the Company are not allowed to be offered to the retail public. Pursuant to Section 305 of the SFA, read in conjunction with Regulation 32 of and the Sixth Schedule to the Securities and Futures (Offers of Investments) (Collective Investment Schemes) Regulations 2005 (the "Regulations"), the Lord Abbett Global Multi-Sector Bond Fund, the Lord Abbett High Yield Fund, the Lord Abbett Short Duration Income Fund, the Lord Abbett Ultra Short Bond Fund, the Lord Abbett Climate Focused Bond Fund, the Lord Abbett Emerging Markets Corporate Debt Fund and the Lord Abbett Multi Sector Income Fund have been entered into the list of restricted schemes maintained by the Monetary Authority of Singapore for the purposes of the offer of shares in such sub-funds made or intended to be made to relevant persons (as defined in section 305(5) of the SFA), or, the offer of shares in such sub-funds made or intended to be made in accordance with the conditions of section 305(2) of the SFA. These materials do not constitute an offer or solicitation by anyone in Singapore or any jurisdiction in which such an offer or solicitation is not authorized or to any person to whom it is unlawful to make such an offer or solicitation.

Note to Hong Kong Investors: The contents of this material have not been reviewed nor endorsed by any regulatory authority in Hong Kong. An investment in the Fund may not be suitable for everyone. If you are in any doubt about the contents of this material, you should consult your stockbroker, bank manager, solicitor, accountant or other financial adviser for independent professional advice. The Fund is not authorised by the Securities and Futures Commission ("SFC") in Hong Kong pursuant to Section 104 of the Securities and Futures Ordinance (Cap 571, Laws of Hong Kong) ("SFO"). This material has not been approved by the SFC in Hong Kong, nor has a copy of it been registered with the Registrar of Companies in Hong Kong and, must not, therefore, be issued, or possessed for the purpose of issue, to persons in Hong Kong other than (1) professional investors within the meaning of the SFO (including professional investors as defined by the Securities and Futures (Professional Investors) Rules); or (2) in circumstances which do not constitute an offer to the public for the purposes of the Companies (Winding Up and Miscellaneous Provisions) Ordinance (Cap 32, Laws of Hong Kong) or the SFO. This material is distributed on a confidential basis and may not be reproduced in any form or transmitted to any person other than the person to whom it is addressed.